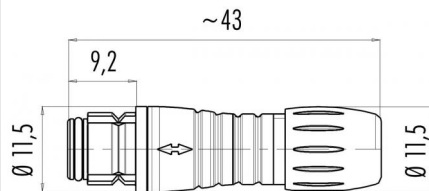


Product description	Snap-In IP67 female cable connector, Contacts: 5, 3.0 - 5.0 mm, shielding is not possible, solder, IP67
Area	Snap-In IP67 series 620
Order number	99 9214 050 05

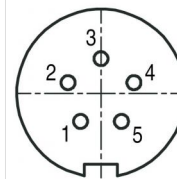
Illustration



Scale drawing



Contact arrangement (Plug-in side)



	X	Y
1	-1,23	-1,70
2	-2,00	0,65
3	0,00	2,10
4	2,00	0,65
5	1,23	-1,70

You can find the component part drawing on the next page.

Technical data

General values

Connector design	female cable connector
Connector locking system	snap
Termination	solder
Wire gauge (mm)	max. 0.25 mm ²
Wire gauge (AWG)	max. 24
Cable outlet	3.0 - 5.0 mm
Upper limit temperature	85 °C
Lower limit temperature	- 25 °C
Customs tariff number	85369010
Packaging Unit	100

Electrical values

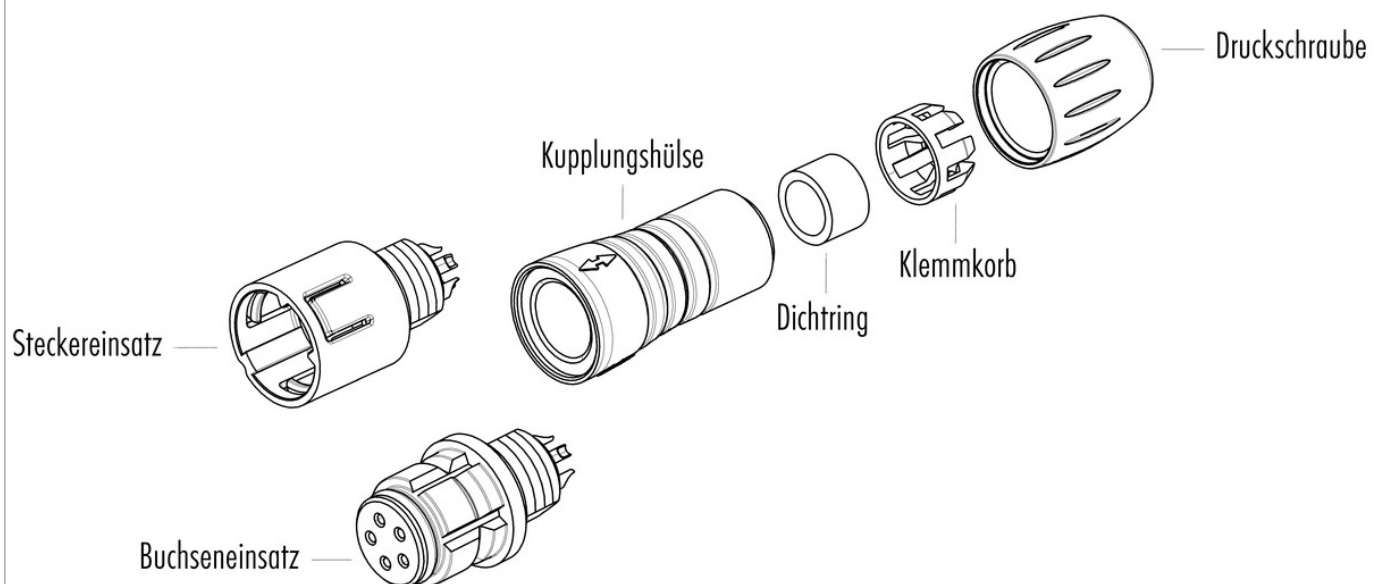
Rated current (40 °C)	2 A
Rated voltage	63 V
Rated impulse voltage	800 V
Pollution degree	2
Overvoltage category	II
Insulating material group	II
Insulation resistance	≥ 10 ¹⁰ Ω
EMC compliance	shielding is not possible
Degree of protection	IP67
Mechanical operation	> 500 Mating cycles

Material

Contact material	CuSn (bronze)
Contact plating	Au (gold)
Contact body material	PA (UL94 HB)
Housing material	PA
REACH SVHC	CAS 7439-92-1 (Lead)

Product description	Snap-In IP67 female cable connector, Contacts: 5, 3.0 - 5.0 mm, shielding is not possible, solder, IP67
Area	Snap-In IP67 series 620
Order number	99 9214 050 05

Component part drawing



Product description	Snap-In IP67 female cable connector, Contacts: 5, 3.0 - 5.0 mm, shielding is not possible, solder, IP67
Area	Snap-In IP67 series 620
Order number	99 9214 050 05

Security notices

The connectors are designed for use in plant, control system and electrical equipment. The end user is responsible for checking whether the connectors are suitable for use in other applications.

Connectors with degree of protection IP 67 and IP 68 are not suitable for use under water. When used outdoors, the connectors must be separately protected against corrosion. For further information about IP degrees of protection refer to 'Technical support' in the Download Centre.